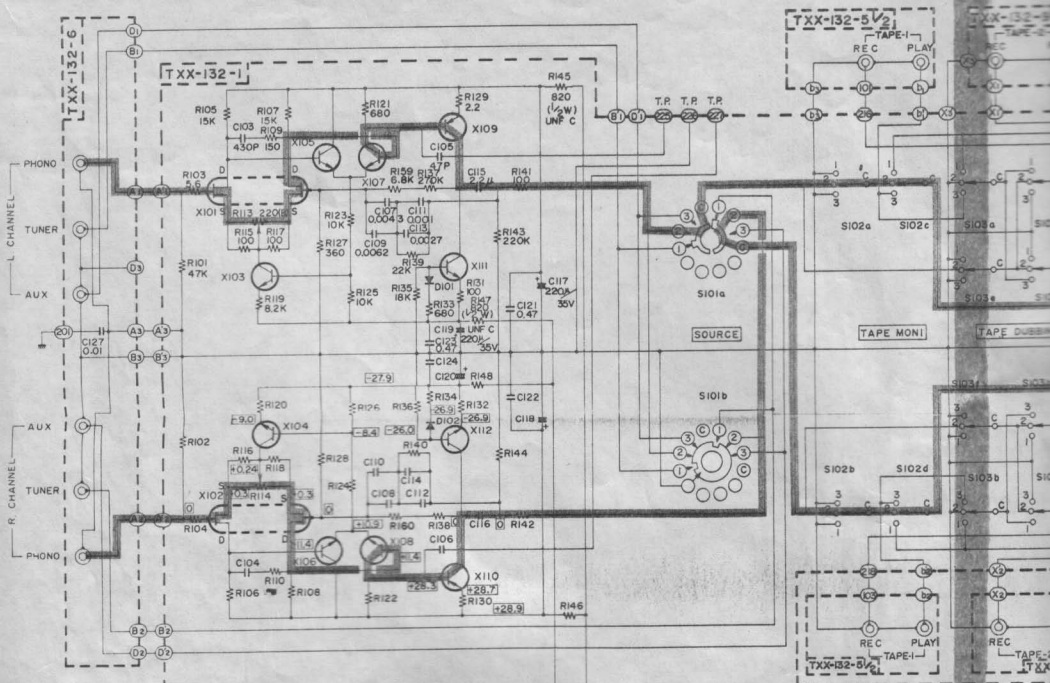


# 0. JA-S55 Schematic Diagram

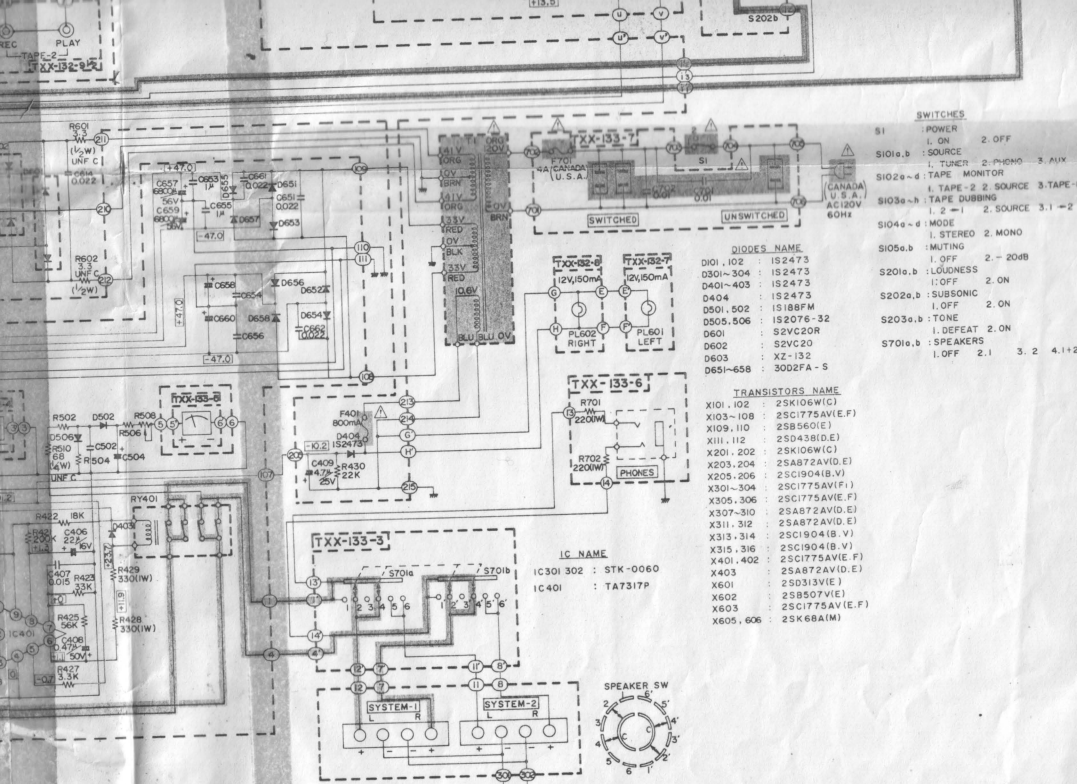
## A

## B

## C







**SWITCHES**

- S1 POWER  
 1. ON 2. OFF  
 S101a,b SOURCE  
 1. TUNER 2. PHONO 3. AUX  
 S102a-d TAPE MONITOR  
 1. TAPE 2. SOURCE 3. TAPE  
 S103a-b TAPE DUBBING  
 1. 2-1 2. SOURCE 3.1-2  
 S104a-d MODE  
 1. STEREO 2. MONO  
 S105a,b MUTEING  
 1. OFF 2. -20dB  
 S201a,b LOUDNESS  
 1. OFF 2. ON  
 S202a,b SUBSONIC  
 1. OFF 2. ON  
 S203a,b TONE  
 1. DEFEAT 2. ON  
 S701a,b SPEAKERS  
 1. OFF 2.1 3.2 4.1+2

**DIODES NAME**

- D01, 102 : 1S2473  
 D301-304 : 1S2473  
 D401-403 : 1S2473  
 D404 : 1S2473  
 D501, 502 : 1S188F  
 D505, 506 : 52VC20R  
 D601 : 1S2076-32  
 D602 : 52VC20  
 D603 : XZ-132  
 D651-658 : 30D2FA-5

**TRANSISTORS NAME**

- X101, 102 : 2SK106W(C)  
 X103-108 : 2SC1775AV(E,F)  
 X109, 110 : 2SB56(E)  
 X111, 112 : 2SD438(D,E)  
 X201, 202 : 2SK106W(C)  
 X203, 204 : 2SA872AV(D,E)  
 X205, 206 : 2SC1904(B,V)  
 X301-304 : 2SC1775AV(F,I)  
 X305, 306 : 2SC1775AV(E,F)  
 X307-310 : 2SA872AV(D,E)  
 X311, 312 : 2SA877AV(D,E)  
 X313-314 : 2SC1904(B,V)  
 X315, 316 : 2SC1904(B,V)  
 X401, 402 : 2SC1775AV(E,F)  
 X403 : 2SA872AV(D,E)  
 X601 : 2SD315V(E)  
 X602 : 2SB507(V,E)  
 X603 : 2SC1775AV(E,F)  
 X605, 606 : 2SK68A(M)

**IC NAME**

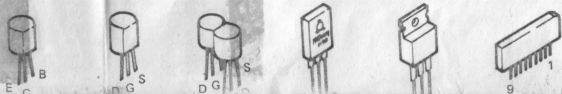
- IC301 302 : STK-0060  
 IC401 : TA7317P

**SPEAKER SW**



**Notes:**

- Parts in red indicate transistors or ICs.
- Indicates signal path.
- Indicates positive B power supply. Voltage values in   are positive.
- Indicates negative B power supply. Voltage values in   are negative.



-132-9V<sub>2</sub>

TAPE-2

PLAY

C

Y

Y

C

C

C

C

C

C

C

C

C

C

C

C

C

C

C

C

C

C

C

C

C

C

C

C

C

C

C

C

C

C

C

C

C

C

C

C

C

D

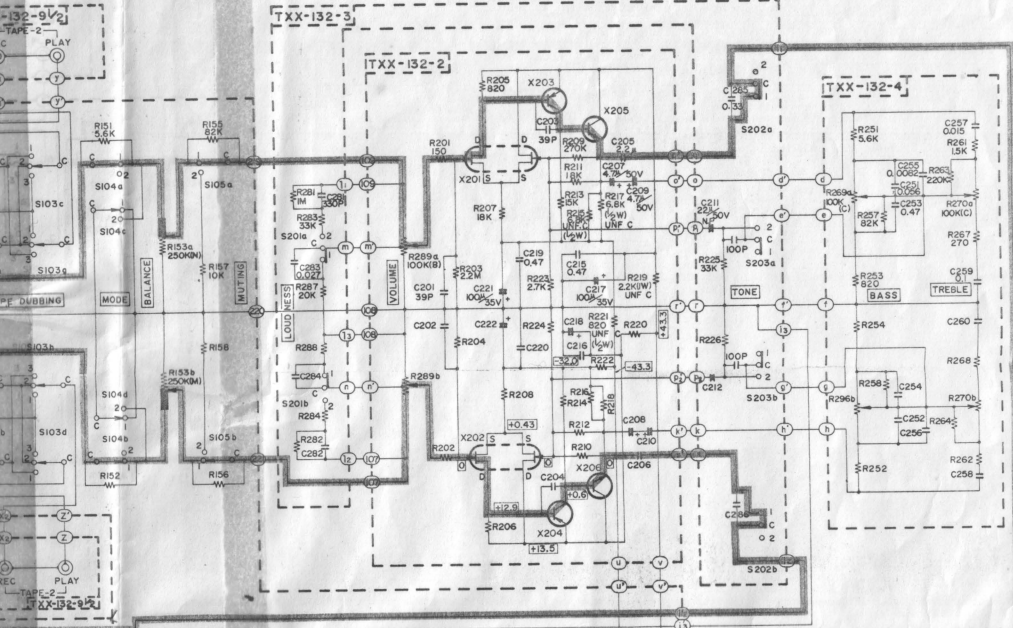
E

F

TXX-132-3

TXX-132-2

TXX-132-4



(E), (A), (BS)

(E) for EUROPE

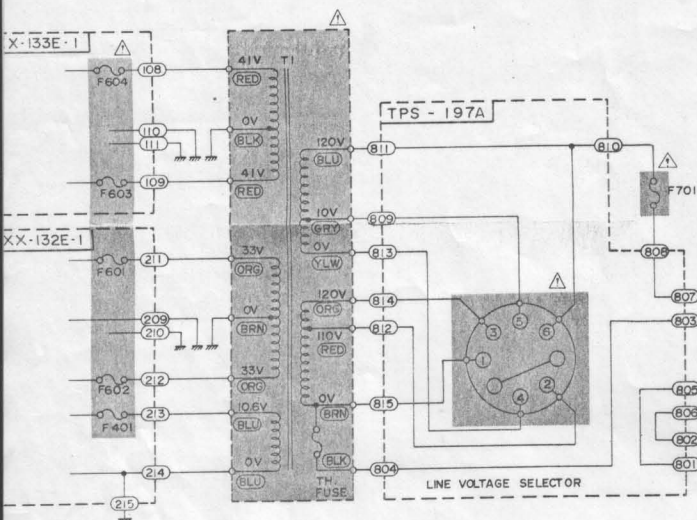
: ~ 220V, 50Hz

(A) for AUSTRALIA

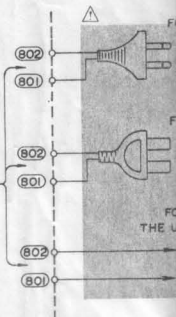
: ~ 240V, 50Hz

(BS) for U.K.

: ~ 240V, 50Hz

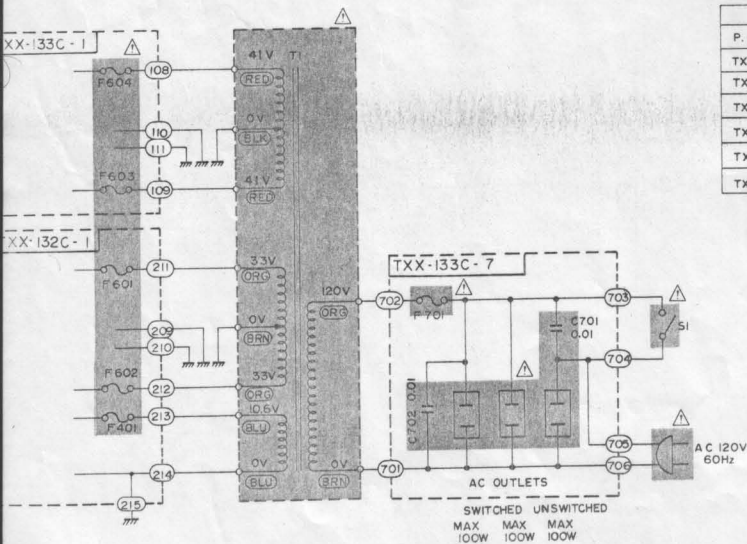


FUSE RATING			
P.C. BOARD	FUSE NO.	FUSE RATING	LINE VOL.
---	F701	5AT	AC110V AC120V
---	F701	2.5AT	~ 220V ~ 240V
TXX-132E-1	F603	8AT	---
TXX-133E-1	F604	8AT	---
TXX-132E-1	F601	800mAT	---
TXX-132E-1	F602	800mAT	---
TXX-132E-1	F401	800mAT	---



(C) for CANADA

: AC120V 60Hz

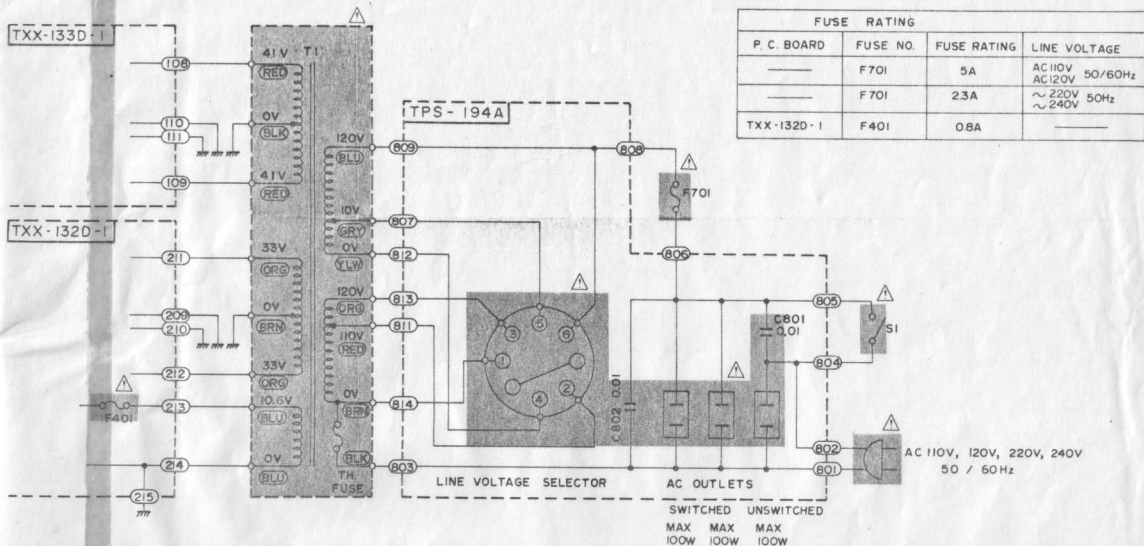


FUSE RATING			
P.C. BOARD	FUSE NO.	FUSE RATING	LINE VOL.
TXX-133C-7	F701	5A	AC120V
TXX-133C-1	F603	8A	---
TXX-133C-1	F604	8A	---
TXX-132C-1	F601	0.8A	---
TXX-132C-1	F602	0.8A	---
TXX-132C-1	F401	0.8A	---

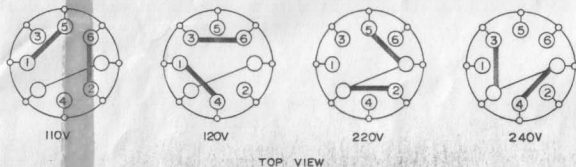
(U), (P), (F)

(U) for OTHER COUNTRIES

(P), (F) for PACEX

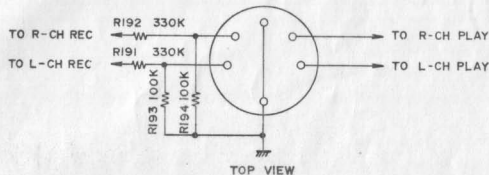


### VOLTAGE SELECTOR CONNECTION



TOP VIEW

### DIN CONNECTOR



TOP VIEW

PROTECTOR IC IC 401 TA7317P

Note: ⚠ Safety Parts.

